

NewsRoom Reading Lesson Plan



NewsRoom is a daily, flexible news resource for children. You can use it to introduce your class to the news, as a hook into an interesting topic or to teach key reading skills - the possibilities are endless!

Each resource in NewsRoom (**story**, **PowerPoint**, **60-second**) is designed to work well together as well as independently. If you just want a daily reading comprehension task, for example, the 60-second read is designed to work well without any need to refer to the other resources.

The team at Twinkl NewsRoom have thought through three different ways you could use the daily news resource pack to strengthen your class' reading. These all involve introducing your class to the news, exploring unfamiliar words and practising key vocabulary, retrieval, inference and summary skills.

15 Minute Reading Activity

Resources Needed:

- Daily News **60-Second** Read
- 60-Second Read Guidance
- Pens/pencils

Introduce the title on the 60-Second read and encourage the children to think about what the story could be about. *(1 minute)*

Then, put a minute timer on the board and get the children to read the story out loud, either in pairs or individually. Walk around the classroom while they are working - are they reading fluently, with expression? Are they managing to finish the news story within the minute? If not, get the children to mark where they reached. If children are working with a partner, they can swap to check their reading fluency. *(2-3 minutes)*

Children then move on to the reading questions and answers, either working independently or with a partner. Use the time to walk around the class and discuss the reading questions with children. Explore what the question is asking and how they might best answer it. *(5-10 minutes)*

Bring the class back together and discuss one, two or all of the questions in the 60-Second Read. Draw out what skills the question is asking for, how they might use the news story to answer it and what would be an acceptable answer. Then, use the answer sheet to either mark or allow the children to peer mark. *(2-5 minutes)*

30 Minute Reading Activity

Resources Needed:

- Daily News **Story** with extended Questions
- Daily News **60-Second** Read
- Daily News **PowerPoint**
- Pens/pencils

Start the lesson by showing either the first slide of the PowerPoint or the picture from Slide 2. Encourage the children to discuss what the news story could be about based from the picture. Show the headline and continue the discussion - what could the news story be about based on this headline? What do you know about this already?

Children read the news story either individually or in partners. Encourage them to underline any unfamiliar words. Move around the classroom as they read, listening in for fluency.

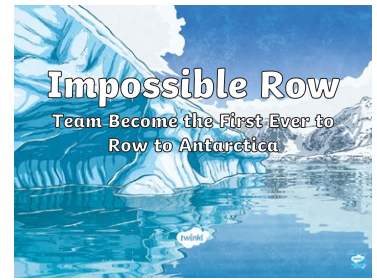
Bring them back and encourage the children to share any unfamiliar words. Explore the meanings of the words by looking at them in context and discussing the prefix, suffix and root words.

Use the extended reading questions to support your guided reading or whole class reading discussion. Show the story summary from the NewsRoom PowerPoint to aid your discussion and find evidence in the text. Model how to answer questions from the reading questions and either continue to work through it as a class, in pairs or as an independent task.

If you have time, use the PowerPoint to explore the wider context of the story.


1 Hour Lesson

Have **PowerPoint** up showing the title slide - what could this story be about? What might have happened? Why is it in the news?




Hand out the **news article** on paper or display it on the screen.

Discuss the picture - what does it tell us about the story? Look at the introduction question and discuss it, then look at the summary. Children read in pairs, taking turns to read a paragraph out loud. Underline any unfamiliar words and summarise what the story was about with their partner. Check any unfamiliar words against the glossary - are they included? Discuss any further unfamiliar words. Refer back to the introductory question - can we answer this in more depth now?



Open up the **PowerPoint** and, if you feel it's wanted, read through the story summary. Click on the picture to see the picture in greater depth. Explore the three questions in the slides.

Read the question and ask what the children know about it already? Read, or get children to read through the slides, drawing attention to the statutory spelling words as they come up. Discuss the discussion question at the bottom. You can either complete the explore, write or investigate task then, at the end, in the afternoon or assign it as a homework task.



After exploring the PowerPoint, use the extended reading questions or **60-Second Read** to support your guided reading or whole class reading discussion. Show the story summary from the NewsRoom PowerPoint to aid your discussion and find evidence in the text. Model how to answer questions from the reading questions and either continue to work through it as a class, in pairs or as an independent task.

Children read the text independently and answer the questions. The teacher can then use the answers sheet to mark or get the children mark independently.



Finally, the explore tasks on the website can be used as a literacy task or as the basis for an extended period of topic work, at the teacher's discretion.

